

# Accelerated Math 1

## Course Syllabus

Prince George's County Public Schools

***This honors course is weighted on a 4.5 scale.***

**Prerequisites:** Successful completion of Math 5

This course begins the transition from the heavy emphasis on numbers and operations at the elementary school level toward a more formalized understanding of mathematics that will occur at the high school level. Students connect previous knowledge of multiplication, division, and fractions to ratios and proportional relationships; extend previous understanding of the number system and operations to fractions and negative numbers; apply and extend previous understandings of the number line to plot coordinate pairs on a Cartesian plane; formalize algebraic thinking into algebraic expressions and equations; apply their previous knowledge of geometry in real-world and mathematical situations; and begin to develop understanding of statistical variability and distributions. In addition, students will perform operations with rational numbers, including those in real-world contexts; write algebraic expressions and re-write them using the properties of operations; solve multi-step equations; represent two-variable relationships in equations, tables, and graphs; and solve real-world problems involving percent.

The Standards for Mathematical Practice apply throughout each course. These standards, together with the content standards, prescribe that students experience mathematics as a coherent, useful, and logical subject that makes use of their ability to make sense of problem situations.

### **INTRODUCTION:**

To understand the majority of the information in a mathematics classroom, it is necessary to continuously practice your skills. This requires a tremendous amount of effort on the student's part. Each student should dedicate study time for his/her mathematics class. Some hints for success in a Math class include: attending class daily, asking questions in class, and thoroughly completing all homework problems with detailed solutions as soon as possible after each class session.

### **INSTRUCTOR INFORMATION:**

NAME:

E-MAIL ADDRESS:

PLANNING TIME:

SCHOOL PHONE NUMBER:

### **CLASS INFORMATION:**

COURSE NUMBER:

CLASS MEETS:

ROOM:

TEXT: *Big Ideas Advanced 1 (Orange), Larson & Boswell*

*\*Students can access the textbook through [clever.pgcps.org](http://clever.pgcps.org)*

### **CALCULATORS:**

For Accelerated Math 1, a four-function calculator with square root and percentage functions is required. The use of scientific and graphing calculators is not allowed.

## GRADING:

### **Middle School Mathematics**

Overview: The goal of grading and reporting is to provide the students with feedback that reflects their progress towards the mastery of the Maryland College and Career-Ready Standards found in the Mathematics Curriculum Framework Progress Guide.

<b>Factors</b>	<b>Brief Description</b>	<b>Grade Percentage Per Quarter</b>
<b>Classwork</b>	<p>This includes all work completed in the classroom setting. Including:</p> <ul style="list-style-type: none"><li>• Group participation</li><li>• Notebooks</li><li>• Vocabulary</li><li>• Written responses</li><li>• Group discussions</li><li>• Performance Task</li><li>• Hands-On Labs</li><li>• Project Collaboration</li><li>• Reassessed assignments</li><li>• Completion of assignments</li></ul>	<b>35%</b>
<b>Independent Assignments</b>	<p>This includes all work completed outside the classroom. Assignments can include, but are not limited to:</p> <ul style="list-style-type: none"><li>• Problem of the Week</li><li>• On-line Practice</li><li>• Opportunities for Self-Correction and Revisions</li><li>• Journals</li><li>• Projects</li></ul>	<b>25%</b>
<b>Assessment</b>	<p>This category entails both traditional and alternative methods of assessing student learning:</p> <ul style="list-style-type: none"><li>• Group discussions</li><li>• Performance Tasks</li><li>• Problem Based Assessments</li><li>• Exams</li><li>• Quizzes</li><li>• Research/Unit Projects</li><li>• Portfolios</li><li>• Oral Presentations</li><li>• Surveys</li></ul> <p><i>An instructional rubric should be created to outline the criteria for success and scoring for each alternative assessment.</i></p>	<b>40%</b>

---

Student's Name

---

Parent's/Guardian's Signature









---

Date

# ACCELERATED MATH 1

## Course Sequence

Cluster		Standard	Math 5 Q4/ Extensions	
<b>The First Five (5 days)</b>				
<b>Unit 1: Rational Numbers (Quarter 1)</b>				
<b>Part A: Rational Numbers on Number Lines</b>	<b>6.NS.C:</b> Apply and extend previous understandings of numbers to the system of rational numbers.	6.NS.5		
		6.NS.6		
		6.NS.7	7.NS.1	
		6.NS.8	<b>5.G.1, 5.G.2</b>	
<b>Part B: Operations with Rational Numbers</b>	<b>6.G.A:</b> Solve real-world and mathematical problems involving area, surface area, and volume.	6.G.3		
		<b>6.NS.A:</b> Apply and extend previous understandings of multiplication and division to divide fractions by fractions.	6.NS.1	7.NS.2
			6.NS.2	
	<b>6.NS.B:</b> Compute fluently with multi-digit numbers.	6.NS.3	7.NS.3	
<b>Unit 2: Algebraic Expressions and Equations (Quarter 2)</b>				
<b>Part A: Algebraic Expressions</b>	<b>6.EE.A:</b> Apply and extend previous understandings of arithmetic to algebraic expressions.	6.EE.1	<b>5.OA.1, 5.OA.2</b>	
		6.EE.2	7.EE.2	
		6.EE.3	7.EE.1	
		6.EE.4		
<b>Part B: Equations and Inequalities</b>	<b>6.EE.B:</b> Reason about and solve one-variable equations and inequalities.	6.EE.6		
		<b>6.NS.B:</b> Find common factors and multiples.	6.NS.4	
	<b>6.EE.B:</b> Reason about and solve one-variable equations and inequalities.	6.EE.5	7.EE.3	
		6.EE.7	7.EE.4a	
		6.EE.8		
<b>Unit 3: Reasoning with Ratios and Rates (Quarter 3)</b>				
<b>Part A: Ratios &amp; Rates</b>	<b>6.RP.A:</b> Understand ratio concepts and use ratio reasoning to solve problems.	6.RP.1		
		6.RP.2	7.RP.1	
<b>Part B: Application of Ratios &amp; Rates</b>	<b>6.RP.A:</b> Understand ratio concepts and use ratio reasoning to solve problems.	6.RP.3	7.RP.2	
		<b>6.EE.C:</b> Use functions to model relationships between quantities.	6.EE.9	
			7.RP.3	
<b>Unit 4: Space and Spread (Quarter 4)</b>				
<b>Part A: Area, Surface Area and Volume</b>	<b>6.G.A:</b> Solve real-world and mathematical problems involving area, surface area, and volume.	6.G.1	<b>5.G.B.3, 5.G.B.4</b>	
		6.G.4		
		6.G.2		
<b>Part B: Statistical Variability</b>	<b>6.SP.A:</b> Develop understanding of statistical variability.	6.SP.1		
		6.SP.2		
		6.SP.3		
	<b>6.SP.B:</b> Summarize and describe distributions.	6.SP.4		
		6.SP.5		
<b>Key:</b> <span style="background-color: #90EE90; border: 1px solid black; display: inline-block; width: 15px; height: 10px; vertical-align: middle;"></span> Major Cluster <span style="background-color: #0000FF; border: 1px solid black; display: inline-block; width: 15px; height: 10px; vertical-align: middle; margin-left: 20px;"></span> Supporting Cluster <span style="background-color: #FFFF00; border: 1px solid black; display: inline-block; width: 15px; height: 10px; vertical-align: middle; margin-left: 20px;"></span> Additional Cluster				

Standards for Mathematical Practice	Student Friendly Language
1. Make sense of problems and persevere in solving them. 	<ul style="list-style-type: none"> <li>I can try many times to understand and solve a math problem.</li> </ul>
2. Reason abstractly and quantitatively. 	<ul style="list-style-type: none"> <li>I can think about the math problem in my head, first.</li> </ul>
3. Construct viable arguments and critique the reasoning of others. 	<ul style="list-style-type: none"> <li>I can make a plan, called a strategy, to solve the problem and discuss other students' strategies too.</li> </ul>
4. Model with mathematics. 	<ul style="list-style-type: none"> <li>I can use math symbols and numbers to solve the problem.</li> </ul>
5. Use appropriate tools strategically. 	<ul style="list-style-type: none"> <li>I can use math tools, pictures, drawings, and objects to solve the problem.</li> </ul>
6. Attend to precision. 	<ul style="list-style-type: none"> <li>I can check to see if my strategy and calculations are correct.</li> </ul>
7. Look for and make use of structure. 	<ul style="list-style-type: none"> <li>I can use what I already know about math to solve the problem.</li> </ul>
8. Look for and express regularity in repeated reasoning. 	<ul style="list-style-type: none"> <li>I can use a strategy that I used to solve another math problem.</li> </ul>

# Standards for Mathematical Practice

## Parents' Guide

The Standards for Mathematical Practice describe varieties of expertise that mathematics educators at all levels should seek to develop in their students. As your son or daughter works through homework exercises, you can help him or her develop skills with these Standards for Mathematical Practice by asking some of these questions:

### 1. Make sense of problems and persevere in solving them.

- What are you solving for in the problem?
- Can you think of a problem that you have solved before that is like this one?
- How will you go about solving it? What's your plan?
- Are you making progress toward solving it? Should you try a different plan?
- How can you check your answer? Can you check using a different method?

### 2. Reason abstractly and quantitatively.

- Can you write or recall an expression or equation to match the problem situation?
- What do the numbers or variables in the equation refer to?
- What's the connection among the numbers and the variables in the equation?

### 3. Construct viable arguments and critique the reasoning of others.

- Tell me what your answer means.
- How do you know that your answer is correct?
- If I told you I think the answer should be (offer a wrong answer), how would you explain to me why I'm wrong?

### 4. Model with mathematics.

- Do you know a formula or relationship that fits this problem situation?
- What's the connection among the numbers in the problem?
- Is your answer reasonable? How do you know?
- What does the number(s) in your solution refer to?

### 5. Use appropriate tools strategically.

- What tools could you use to solve this problem? How can each one help you?
- Which tool is more useful for this problem? Explain your choice.
- Why is this tool (the one selected) better to use than (another tool mentioned)?
- Before you solve the problem, can you estimate the answer?

### 6. Attend to precision.

- What do the symbols that you used mean?
- What units of measure are you using? (for measurement problems)
- Explain to me (a term from the lesson).

### 7. Look for and make use of structure.

- What do you notice about the answers to the exercises you've just completed?
- What do different parts of the expression or equation you are using tell you about possible correct answers?

### 8. Look for and express regularity in repeated reasoning.

- What shortcut can you think of that will always work for these kinds of problems?
- What pattern(s) do you see? Can you make a rule or generalization?